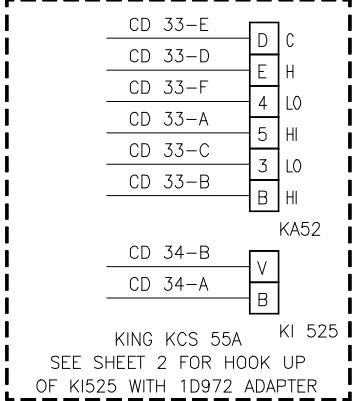
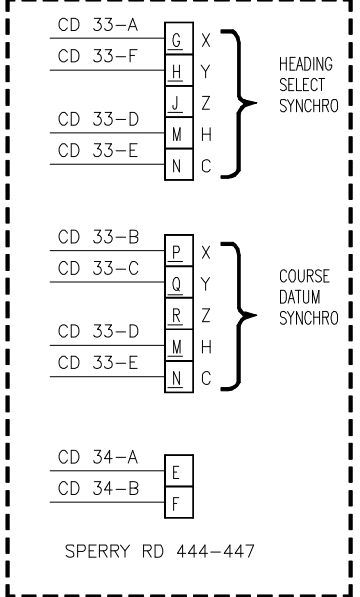
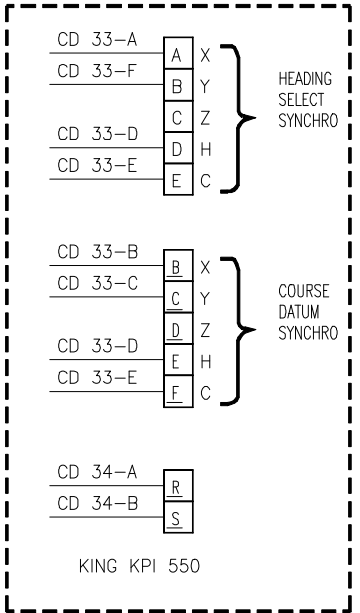
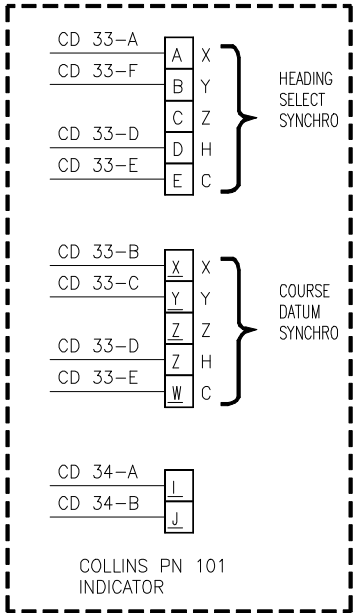
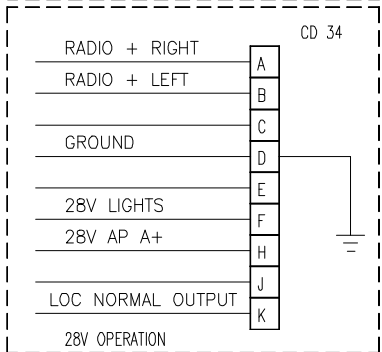
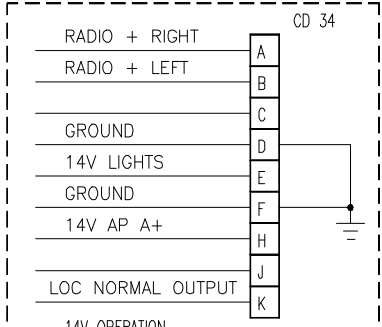
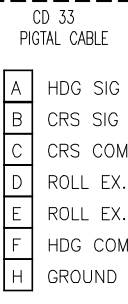
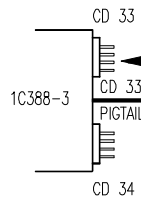
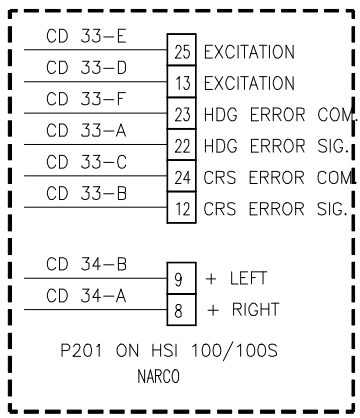


CD 33 FROM
MAIN CABLE HARNESS



REVISIONS			
LTR	DESCRIPTION	DATE	APPROVED
—	RELEASED PER E.O. 7750	3-19-74	C.WILTON
C	REDRAWN PER E.O. 9071	9-7-76	JCP
D	ADDED P201 ON HSI 100/100S PER E.O.9736	1-20-78	C.WILTON
E	REVISED PER E.O. 9761	2-2-78	HCK
F	REV. PER E.O. 12957	8-1-88	WJT
G	REV. PER E.O. 13064	2-20-89	LJK
H	REV. PER E.O. 16201	12-18-96	S.COLLINS
J	REV. PER E.O. 17032	2-15-99	



- NOTES:
1. UNDERLINED LETTERS IN CONNECTORS DENOTE LOWER CASE LETTERS.
 2. ROLL EXCITATION LEADS (CD 33-D & E) MAY BE SWITCHED TO REVERSE PHASE.
 3. PN 101 INDICATOR MUST BE VERSION WITH HEADING AND COURSE SYNCHROS.
 4. ALL WIRING TO BE MIL-W-16878/4 TYPE E, 22 GA MINIMUM UNLESS OTHERWISE NOTED.
 5. ANY HEADING SYSTEM REQUIRING ELECTRICAL POWER FOR OPERATION OF THE HEADING INDICATOR MUST HAVE A DEDICATED CIRCUIT BREAKER OF THE SIZE SPECIFIED BY THE MANUFACTURER, CONNECTED DIRECT TO THE MAIN BUS OR ESSENTIAL BUS.

TOLERANCES UNLESS OTHERWISE SPECIFIED	DRAWN L. TORRES 3-19-74	CENTURY FLIGHT SYSTEMS, INC. MINUTEMAN AEROSPACE P.O. BOX 608 MUNDELLE, IOWA 50857
FORMS: 1000 E 005	REDRAWN J.PATERSON 9-1-76	
FORMS: 1000 E 005	CHECKED C. WILTON 3-19-74	TITLE: SCHEMATIC INTERCONNECT 1C388-3 TO VARIOUS HEADING SYSTEMS
FORMS: 1000 E 005	ENGINEER R. GLOVER 3-19-74	
FORMS: 1000 E 005	APPROVED W.R.W. 3-19-74	Dwg. No. 63D358
FORMS: 1000 E 005	FILE NAME H:\USERS\DRAWING\	
FORMS: 1000 E 005	DO NOT SCALE DRAWING	REV H
FORMS: 1000 E 005	MATERIAL N/A	
FORMS: 1000 E 005	SIZE_D\63D358	SHEET 1 of 2
FORMS: 1000 E 005	FINISH N/A	
FORMS: 1000 E 005	NEXT ASSY USED ON	
FORMS: 1000 E 005	APPLICATION	